

Technical Data Sheet

HRP Labeled Human ACE-2 Protein (N-His)

Catalog Number: 600005, 600006

Size: 25 ug, 100 ug

Target Name: ACE2, ACE-2, Angiotensin I converting Enzyme 2, ACEH

Regulatory Status: RUO

Product Details

Application: ELISA

Format: Liquid, HRP conjugated

Expression Host: HEK293

Species: Human

Accession Number: Q9BYF1

Sources: Human ACE2 protein (Gln18-Ser740) with N-terminus His tag is expressed in HEK293 cells and conjugated to HRP.

Molecular Weight: This protein has a predicted molecular weight of 86.5 kDa. Under DTT-reducing conditions, the protein migrates at approximately 90-110 kDa on SDS-PAGE.

Affinity Tag: N-His

Formulation: 1xPBS buffer, pH7.4, 0.22 µm filtered, with 50% Stabilizer

Endotoxin level: Not tested

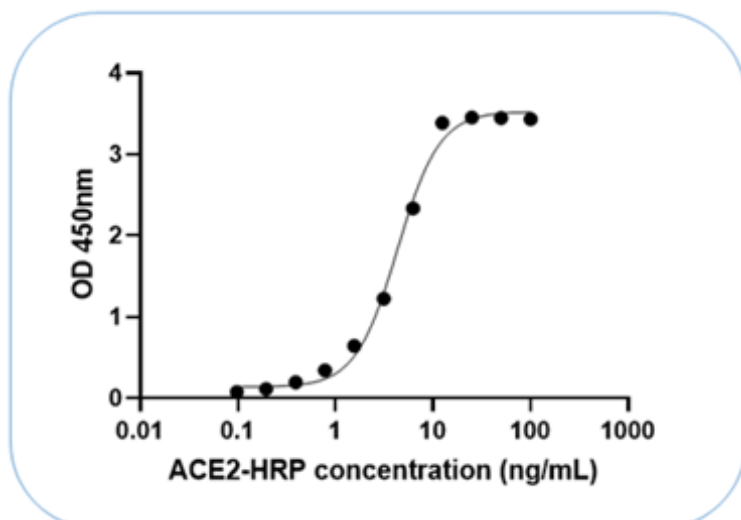
Protein Concentration: 25µg size is bottled at 0.1mg/mL concentration. 100 µg size is supplied at a lot-specific concentration.

Storage and Handling: Quick spin the vial after receiving. Unopened vial can be stored at 4°C for six months.

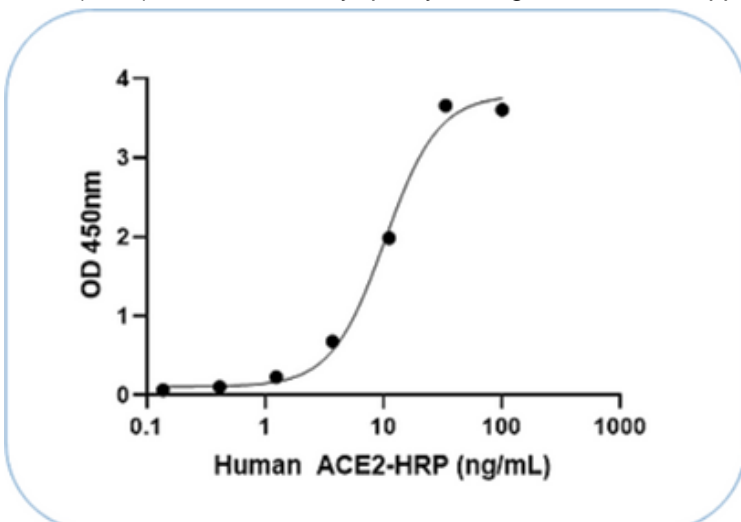
Background Information

Angiotensin-converting enzyme 2 (ACE2) is a type I transmembrane zinc metalloprotease with about 60% homology to ACE, consisting of 805 amino acids including a signal peptide, catalytic domain, membrane anchor, and cytoplasmic tail. ACE2 regulates the renin-angiotensin system by converting angiotensin I to angiotensin 1-9 and angiotensin II to the vasodilator angiotensin 1-7, thus counteracting vasoconstriction and playing a key role in cardiovascular and renal function. ACE2 also serves as the functional receptor for human coronaviruses SARS-CoV, SARS-CoV-2, and HCoV-NL63, facilitating viral entry. Its expression is high in lung, heart, kidney, intestine, testis, and vascular cells. Beyond cardiovascular regulation, ACE2 is involved in respiratory disease pathogenesis, including acute respiratory distress syndrome, and has been linked to diabetes and hypertension. Additionally, its homolog collectrin is implicated in amino acid transport and genetic disorders like Hartnup disease.

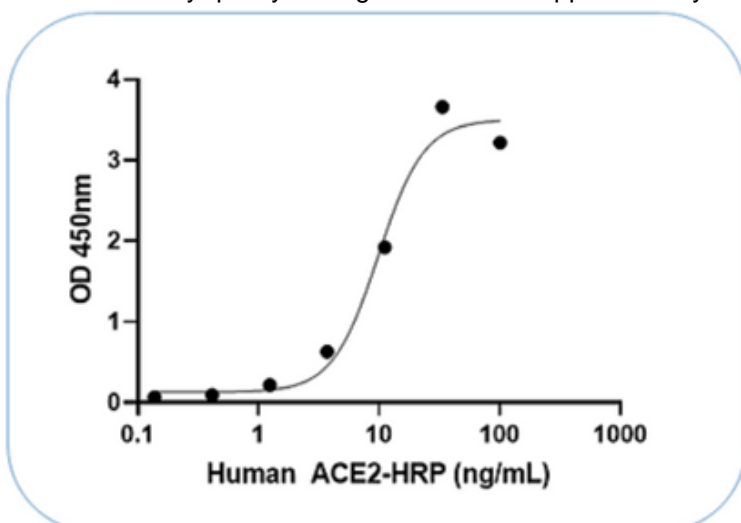
Product Data



SARS-CoV-2 Spike RBD Protein (C-Fc) (Catalog #602501) is coated at 2 µg/mL (200 ng/well). HRP-labeled human ACE2 (N-His) demonstrates dose-dependent binding to the SARS-CoV-2 Spike RBD (C-Fc), as confirmed by quality testing. The ED50 is approximately 5–20 ng/mL.



SARS-CoV-2 Spike S1 protein (Catalog #603101) is coated at 2 µg/mL (200 ng/well). HRP-labeled human ACE2 (N-His) demonstrates dose-dependent binding to the SARS-CoV-2 Spike S1 protein, as confirmed by quality testing. The ED50 is approximately 5–20 ng/mL.



SARS-CoV-2 Spike Trimer protein (Catalog # 603701) is coated at 2 µg/mL (200 ng/well). HRP-labeled human ACE2 (N-His) demonstrates dose-dependent binding to the SARS-CoV-2 Spike



InnoCyto Inc.

15375 Barranca Pkwy, Suite I-103

Irvine, CA 92618

Trimer protein, as confirmed by quality testing. The ED50 is approximately 5–20 ng/mL.